

# COSMOPOLITAN

SEPTEMBER 2013

**THE WORLD'S #1 FLIRTING TRICK...**

*That gets the guy every time*

**FAT VS SUGAR**  
Which is worse?

*Get*  
**excited!**

**FRESH BEAUTY INSPO**  
New heels, bags & bling

**+ EASY TONING TIPS FOR WINTER WOBBLY BITS**

**Isla Fisher**  
Hollywood's ray of sunshine



**16-PAGE HAIR SPESH**

**ORGASM ANXIETY**

Are you psyching yourself out of a happy ending?

**Bras & undies!**  
The hero buys in your size

*Shopgirl scam:*  
**THE ILLEGAL WAYS YOUR RETAIL JOB IS RIPPING YOU OFF**

AUSTRALIA \$7.95 (inc. GST)  
NEW ZEALAND \$8.80 (inc. GST)

[COSMOPOLITAN.com.au](http://COSMOPOLITAN.com.au)




**30 DAYS OF FASHION & BEAUTY**  
SEPTEMBER 2013

# COULD I? SHOULD I?

Yes and yes (if you want to!). Bravely chopped hair isn't just for the most flawlessly featured A-listers. "Women are becoming more adventurous," explains Pureology ambassador George Northwood. "Celebrities like Anne Hathaway have helped – she proves short hair can be feminine." Northwood always considers a person's face shape during a crop consultation. "Some faces don't take so well to such a statement cut," he explains. "But that's not to say a bit of fine tuning won't make the look wearable for everyone." (Turn the page to see our face-shape gallery).

## The natural bob

A good bob blowdry requires a volumising mousse and a large-barrel brush. "There's a fine line between mumsy and cool when it comes to bobs," says stylist Jonothon Malone. Ask for a side-swept fringe as it will help keep you on the sexier side of that line. Add some mussed-up texture with a clay or wax – they come in usable spray versions these days.




Spornette G36  
Radial Brush,  
\$16.95.




KMS California  
Hair Play Dry  
Wax, \$33.95.



Pantene  
Pro-V Styling  
Treatment  
Foam, \$9.99.



Cloud Nine  
The Micro  
Wand, \$260.



For crops like  
Karlie Kloss's,  
texture is key.

## The night-time tousle

Prep hair with a product that combines hold and heat protection, then curl medium-sized sections. "Curl sections alternately forwards and backwards to add a non-uniform finish," says Malone. Invest in tongs designed for short hair. Separate the curls by running a smoothing serum through with your hands. ➔➔